# 安普盛(厦门)能源科技有限公司

## XIAMEN EMPERY SOLAR TECHNOLOGY CO .,LTD

Address:Room 611 No. 368, Quanyutong Business Center,Xianhou She,Huli Districts, Xiamen, China.

Tel: 86-592-5903050 Fax: 86-592-5903057

Mob: 86-13950145677 Skype: emperysolar001

Email: solar@emperysolar.com Web: www.emperysolar.com

https://www.facebook.com/solarmountingbracket

www.emperysolar.com

emperysolar9724

Website

WeChat

EmperySolar

安普盛(厦门)能源科技有限公司

XIAMEN EMPERY SOLAR TECHNOLOGY CO.,LTD

# SOLAR

PV MOUNTING SYSTEM

SOLAR PANEL BRACKETS

# Company Profile

Xiamen Empery Solar Technology Co., Ltd is a professional provider of high-quality photovoltaic mounting systems in China. Empery Solar develops, manufactures, and markets a broad range of solar mounting systems in the marketplace. Therefore we can satisfy virtually all your needs in mounting solar panels, from small-scale solar applications in residential houses to heavy-task applications in industrial facilities. Empery's Principal products include Roof mount systems, Ground mount systems, Pole mount systems, Carport mount systems, Farmland mount systems, Fence, and Accessories.

# CONTENTS


**Tile Roof Mounting** ---------- 1-3
**Metal Roof Mounting** ---------- 4-8
Metal Roof Hook ( Mini Rail )
Trapezoid Mounting System
Irregular Tin Roof Mounting System
Adjustable Tilt Mounting System
**Stand Off** ---------- 9
**Flashing Kit** ---------- 10
**Flat Roof Mounting** ---------- 11-14
East to West Ballast Mount
Triangle - Ballast Mount
Triangle Mount System
Steel - Ballast Mount
**Balcony Bracket** ---------- 15-16
**Ground Mounting** ---------- 17-20
Aluminium Ground Mount
Steel Ground Mount
Steel single-pillar Mounting System
**Carport Mounting** ---------- 21-22
Aluminium Carport
Steel Carport
**Farmland Mounting** ---------- 23-24
Aluminium Farmland Mount
Steel Farmland Mount
**Floating Mounting** ---------- 25-26
**Accessory** ---------- 27-33
Rails and Rail Connector
Panel Clamp
Grounding Clip and Cable Clip
MC4 Connector and PV Cable
Mini Rail & Hanger Bolt
**Ground Screw** ---------- 34
**Project Reference** ---------- 35-36

# Tile Roof Mounting

Empery solar's tile roof hook, gives you different option for installation on the rail ( vertical or horizontal )

## Features:

Enable fast, simple and cost-effective installation

Made of SUS304

Highly corrosion resistant surface treatment

Fasteners and rail nut configure fully , to save installation time and purchasing extra parts

## Installation Steps

1 Open tile and fix the roof hook to the purlin with self-tapping screws

2 Rail installation



3 Fix end & mid clamps



www.emperysolar.com
EmperySolar
Xiamen Empery Solar Technology Co .,Ltd

# Tile Roof Mounting

## Components

Material : AL/6005-T5&SUS304

Surface: clean anodized

1 Tile Roof Hook

2 Rail

3 Rail Connector

4 End Clamp

5 Mid Clamp

6 Grounding Clip

7 Grounding Lug

## Tile Roof Hook

Material : SUS 304

1 EPR-TRH-01

2 EPR-TRH-02

3 EPR-TRH-03

4 EPR-TRH-04

5 EPR-TRH-05

6 EPR-TRH-06

7 EPR-TRH-07

8 EPR-TRH-10

# Tile Roof Mounting

## Adjustable Tile Roof Hook

Material : SUS304

1 EPR-TRH11

2 EPR-TRH12

3 EPR-TRH15

4 EPR-TRH23

## Aluminium Tile Roof Hooks

Material : AL/6005-T5

1 EPR-TRH27

2 EPR-TRH28

3 EPR-TRH29

4 EPR-TRH30

**Customized Services : OEM&ODM, Both Are Welcome**



www.emperysolar.com
EmperySolar
Xiamen Empery Solar Technology Co .,Ltd

# Metal Roof Mounting

**Metal Roof Hook ( Mini Rail )**

## Profile:

Metal roof mounting system is installation on the metal roof .

## Features

Mini rail ( metal roof hook ), instead the rail AL/6005-T5, high class anodized aluminium Fasteners and rail nut configure fully , to save installation time and purchasing extra parts , fast installation

1 Metal Roof Hook / Mini Rail

2 End Clamp

3 Mid Clamp

4 Grounding Clip

5 Grounding Lug

## Other Style

EPR-MRH03-2
Height : 50mm

EPR-MRH12
Height : 60mm

EPR-MRH37
Height : 100mm

# Metal Roof Mounting

**Trapezoid Mounting System**

## Profile:

Trapezoid mounting system is suitable for whole kinds of metal roof. It can be sold and installed directly as a wholesale.

Features

L feet, have 3 heights( 80mm/85mm/120mm)

AL/6005-T5, high class anodized aluminium

Fast installation

Fasteners and rail nut configure fully , to save installation time and purchasing extra parts

Customized services : OEM & ODM, both are welcome

❶ L Feet

❷ Rail

❸ Rail Connector

❹ End Clamp

❺ Mid Clamp

❻ Grounding Clip

❼ Grounding Lug

## Detail Display



L Feet+Hanger Bolt
Material: SUS304+AL/6005-T5

L Feet+Screw
Material:AL/6005-T5



www.emperysolar.com
EmperySolar
Xiamen Empery Solar Technology Co .,Ltd

# Metal Roof Mounting

**Irregular Tin Roof Mounting System**



## Features:

Metal roof hook

AL/6005-T5, high class anodized aluminium

Fast installation

Fasteners and rail nut configure fully , to save installation time and purchasing extra parts

Customized services : OEM & ODM, both are welcome

❶ Metal Roof Hook

❷ Rail

❸ Rail Connector

❹ End Clamp

❺ Mid Clamp

❻ Grounding Clip

❼ Grounding Lug

# Metal Roof Mounting

**Trapezoid Mounting System**

## Available Specifications

Material : AL/6005-T5

1 EPR-MRH-02

2 EPR-MRH-04

3 EPR-MRH-05

4 EPR-MRH-09

5 EPR-MRH-10-1

6 EPR-MRH-10-2(TC700)

7 EPR-MRH-11

8 EPR-MRH-13

9 EPR-MRH-15

10 EPR-MRH16(TC406)

11 EPR-MRH-18

12 EPR-MRH-19

13 EPR-MRH-20

14 EPR-MRH-29

15 EPR-MRH-34

16 EPR-MRH-35

**Material : SUS 304**

1 EPR-MRH-07

2 EPR-MRH-08

3 EPR-MRH-40

4 EPR-MRH-41



www.emperysolar.com
EmperySolar
Xiamen Empery Solar Technology Co .,Ltd

# Metal Roof Mounting

**Adjustable Tilt Mounting System**

Adjustable tilt mounting is to allow the system to be tiled from 10-15, 15-30 or 30-60 degree

## Features:

Enable fast, simple and cost-effective installation
AL/6005-T5. High class anodized aluminium
Waterproof EPDM rubber integrated
Fasteners and rail nut configured fully to saving installation time and purchasing extra parts

1 Adjustable Rear Leg 10° -15 °

2 Adjustable Rear Leg 15°-30°

3 Adjustable Rear Leg 30°-60°

4 Adjustable Front leg

5 Rail Connector

6 Rail

7 Mid Clamp 01

8 End Clamp 01

## Installation Steps





1 Front & Rear Leg Installation


2 Rail Installation



3 Fix Mid & End Clamps

# Stand Off



The aluminium standoff can be used on any type of flat roof

## Features:

Enable fast, simple and cost-effective installation
AL/6005-T5. High class anodized aluminium
Waterproof EPDM rubber integrated
Fasteners and rail nut configured fully to saving installation time and purchasing extra parts

## Installation Step



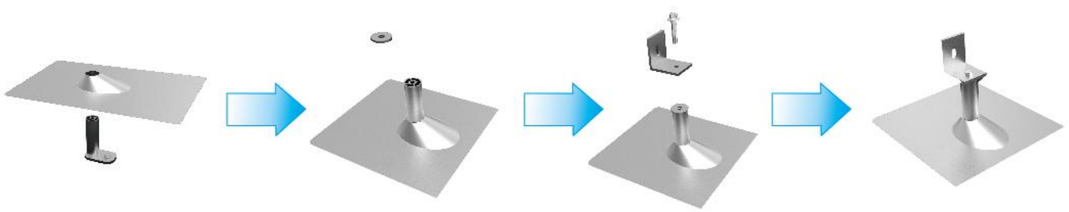



www.emperysolar.com
EmperySolar
Xiamen Empery Solar Technology Co .,Ltd

# Flashing Kit



Flashing kit match L feet, offer the best solution for flat roof

## Features:

Flasing and L feet made of 100% aluminium
Waterproof EPDM rubber integrated
Enable fast, simple and cost-effective installation
Fasteners and rail nut configured fully to saving installation time and purchasing extra parts

## Installation Step



# Flat Roof Mounting

**East To West Ballast Mount**

## Profile:

East to west mount is a highly pre-installaed pv support system suitable for industrial, commercial and civil concrete flat rooftop. It is made of all Aluminium alloy, economical and practical, and has reliable anti-corrosion performance. There are four installation methods: chemical bolt fixation, ballast fixation, concrete foundation and ground grid fixation to provide corresponding solutions

1 Metal Roof Hook

2 Adjustable Font Leg

3 Adjustable Back Leg 01

4 Adjustable Back Leg 02

5 Bolt Kits

6 Rail Clamp

7 End Clamp

8 Mid Clamp

9 Ballast Plate

## Detail Display

# Flat Roof Mounting

**Triangle -Ballast Mount**



## Profile:

Triangle-ballast systems is an universal mounting system to serve virtually any commercial flat roofs. The system is designed to provide the durability and flexibility solutions that is quick to install and is light on the roof.

1 Rail

2 Rail Connector

3 Rail Clamp

4 End Clamp

5 Mid Clamp

6 Board

7 Pre-assembled Triangle Structure

## Detail Display



# Flat Roof Mounting

**Triangle Mount System**



## Profile:

Triangle mounting systems is fixed with expansion bolts. The height and angle can be fixed, or it can be designed as adjustable angle 10°-15°,15°-30°,30°-60°. It can be sold and installed directly as a wholesale.

❶ Triangle Bracket(can do adjustable）

❷ Rail

❸ Rail Connector

❹ End Clamp

❺ Mid Clamp

❻ Rail Clamp

## Detail Display

www.emperysolar.com
EmperySolar
Xiamen Empery Solar Technology Co .,Ltd

# Flat Roof Mounting

**Steel -Ballast Mount**



## Profile:

The raw material is steel. The cheapest flat roof installation system is convenient to install, and is suitable for areas with low wind speed and low snow load.

❶ Front Support

❷ Intermediate Support

❸ End Clamp

❹ EVA

## Detail Display

# Balcony Bracket

## Balcony Bracket (Type 1: Fixed )



### Profile:

The balcony solar panel can be installed on balcony.The installation makes full use of the limited areas of high buildings and a harmonious integration of solar panel and building is thus achieved.

1 Hook

2 Fixed Link

3 Fixed Platen

4 End Clamp

## Balcony Bracket (Type 2: Adjustable 25°-45°)

### Technical Data:

- tilt angle :25°-45°
- installation site: balcony
- max wind speed: up to 60m/s
- snow load :up to 1.4kn/m²
- material :AL/6005-T5+SUS304

1 Hook

2 U shape Base

3 Adjustable Leg

4 Fixed Plate



www.emperysolar.com
EmperySolar
Xiamen Empery Solar Technology Co .,Ltd

# Balcony Bracket

## Balcony Bracket (Type 3: Adjustable 25°-45°)

### Profile:

Compared with other balcony brackets, better strength Which can be installed at flat ground or roof, railings, balcony and garden. It's much flexible with adjustable tilt range between 25°~45°to get more energy.

1 Pre-Bracket

2 End Clamp

3 Railing Fastener

## Balcony Bracket (Type 4: Adjustable 25°-45°)

### Technical Data:

- tilt angle :25°-45°
- installation site: balcony
- max wind speed: up to 60m/s
- snow load :up to 1.4kn/m²
- material :AL/6005-T5+SUS304

1 Hook

2 U shape Base

3 Adjustable Leg

4 Fixed Plate

# Ground Mounting

**AL Ground Mount**



## Profile:

AL ground system is made of 100% aluminium for mounting on concrete strip foundations or ground screw.

The beam kit is pre-assembled, and the components are well designed to fulfill installation time and cost saving.

1 Beam Kit

2 Rail



3 Rail Connector

4 Enforce Kit

5 Rail Clamp

6 End Clamp

7 Mid Clamp

8 Ground Screw

### Components For Beam Kit

1 Beam

2 H Connector①

3 H Connector②

4 Base①

5 Base②

6 Pillar

### Beam Kit Type

N Type

W Type

Multi-Row



www.emperysolar.com
EmperySolar
Xiamen Empery Solar Technology Co .,Ltd

# Ground Mounting

**Variation Of Rail Clamp**

## Adjustable Rail Clamp Details:

- Adjustable Range : ±20°; ±45°
- Material :AL/6005-T5

### Different Type Of Beam

1 EPR-B06 50*90

2 EPR-B01 55*100
EPR-B02 50*100
EPR-B03 60*97

### Different Type Of Leg Kit

3 EPR-GA02-SP1 50*50
EPR-GA02-SP1 60*60

### Different Type Of Rail

1 EPR-R14 56*88
EPR-R08 70*105

2 EPR-R15 56*100
EPR-R06 52*105

3 EPR-R13 56*100

### Different Type Of Enforce Kit

1 EPR-EK01 20*40

2 EPR-EK02 40*40*T3
EPR-EK03 40*40*T4

# Ground Mounting

**Steel Ground Mount**

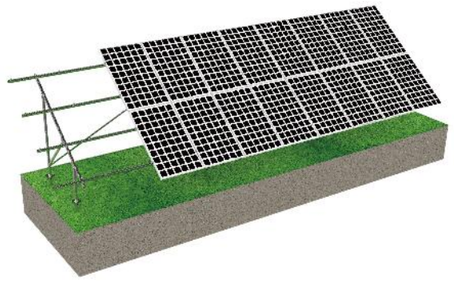

## Profile:

Steel ground mounting system can be ground screw or concrete foundation, without geographical constraints,applicable materials have high corrosion resistance.

❶ Leg Kit

❷ U-Connector

❸ C Steel Beam



❹ Square Pipe

❺ C Steel Rail

❻ C Steel Rail Connector

❼ End Clamp 01

❽ Mid Clamp 01



❾ Inclined Support

❿ Ground Screw



www.emperysolar.com
EmperySolar
Xiamen Empery Solar Technology Co .,Ltd

# Ground Mounting

**Steel Single-Pillar Mounting System**



## Profile:

Steel single-pillar mounting system is applied to large commercial solar plant and plant for public utilities . The biggest advantage is the ease of installation

The material of solar ground mounting structures is hot dip galvanized that it has a strong wind resistance.

❶ Pole Leg

❷ Rail Clamp

❸ Beam Rail

❹ Square Pipe

❺ Rail



❻ Rail Connector

❼ End Clamp

❽ Mid Clamp

❾ Adapter Assembly

# Carport Mounting

## AL Carport

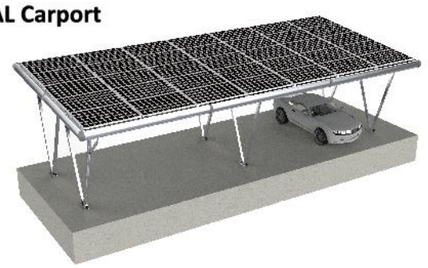

## Profile:

AL carport, designated to protect your car from bad weather conditions. It is also engineered to hold most types of pv modules on the top of the carport.



Non-Waterproof

1 Beam Kit

2 Rail

3 Rail Connector

5 Rail Clamp

6 End Clamp

7 Mid Clamp



Simple Waterproof

1 Vertical Guide Gutter

2 Horizontal Guide Gutter

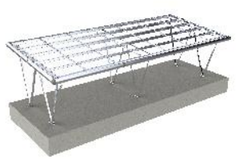

Completely Waterproof

1 Water Flume

2 Water Pipe

3 Arc Bafle





# Carport Mounting

## Steel Carport



## Profile:

Carbon steel carport system which has the characteristics of heavy weight, strong stability, wider height and width. It is suitable for different climates in different countries. It can be designated reasonable height, width and rain-proof characteristics according to customer's needs and actual conditions.

## Detail Display



1 Pillar

2 Rail



3 Rail Connector

4 Rail Clamp

5 End Clamp

6 Mid Clamp

# Farmland Mounting

## AL Farmland Mount



## Profile:

Farmland mounting system is applicable to the pv array system on the farmland. Its material, including the hot-dip galvanized steel and anodized aluminium alloy, is all anti-corrosive. According to practical requirements, the system could be planned and customized on the factory to eliminate the welding and cut onsite to save time and money.

1 Beam Kit

2 Rail

3 Rail Connector

4 Pillar

5 Strengthen Bar

6 End Clamp

7 Mid Clamp

8 Base

## Detail Display



## Variation Of Bracket

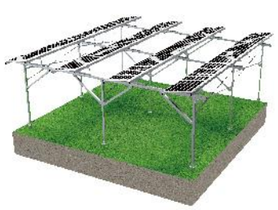

## Product Details:

Farmland mounting system with triangle structure to ensure space for light shine on the plants beneath the bracket





www.emperysolar.com
EmperySolar
Xiamen Empery Solar Technology Co .,Ltd

# Farmland Mounting

## Steel Farmland Mount

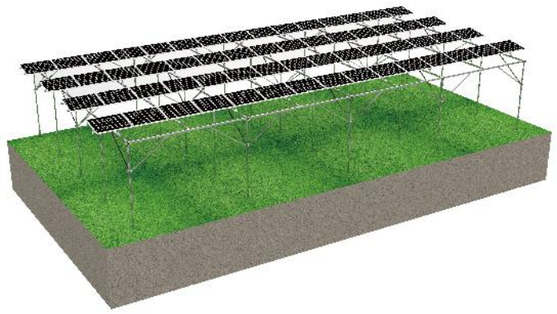

## Profile:

Design with hot-dip galvanized steel and anodized aluminium alloy, which are all anti-corrosive.

According to practical requirements, the system could be planned and customized on the factory to eliminate the welding and cut onsite to save time and money.

1 Leg

2 Beam

3 Rail

4 Rail Connector

5 All Around Sleeve

6 Leg Base

7 Rail Clamp

8 Angle Steel

# Floating Mounting



EmperySolar Floating PV Mounting System F1 is appliedto solar pv power plant installation on the water.Adopting HDPE material, it has passed the Hunt Water Absorption Test,Anti-Aging Test,Anti-UV Test etc. Moreover, itcan bear the pulling force that is much higher than otherproducts.

## Structure

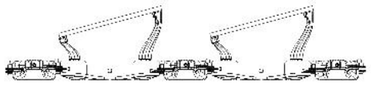

Double Row In Same Facing

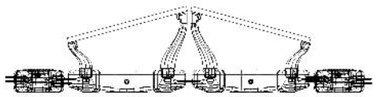

SymmetricalFacing

## Features

Modular design, simple and convenient splice installation;Increase the volume of floater to add the buoyant force offloater;

The floater is made of high density polyethylene, whichensures its long service time;

Various array design, easier to cornbine; Realize symrmetricalfacing array, increase the installation capacity, maximize theof power generation;

with various solar module, save the cost;

Strong weather ability, easy to operation and maintenance.

## Technical Parameter

| | | | |
|---|---|---|---|
| Product Name | EmperySolar Floating PV Mounting System F1 | Design Standard | AS/NZS 1170, DIN 1055, JIS C8955: 2017, International Building Code IBC 2009; |
| Install Site | Lake, Reservoir | Material | HDPE |
| Tilt Angle | 10° or 15° | Fastener Material | Zinc-Nickel Alloy Electroplated Steel & DPDE |
| Wind Load | 50m/s | Accessories Material | AL6005-T5 (Anodized) |
| Snow Load | 1KN/m² | Color | Gray or Customized |
| Water Surface Clearance | 330-350mm | Bearing Weight | Main Floater 70KGS/m², Aisle 155 KGS/m² |
| Module Type | Frame or Double Glass | Certificates | TUV, SGS,UL, ISO 9001 |
| Panel Orientation | Landscape, Double Row In Same Facing, Symmetrical Facing | Hot Sales Zone | CN, AU, JP, ASEAN, EU, USA |
| Support system has a number of technical certification | | | |

## Floater & Aisle

Main Floater | Outer Aisle | Long Aisle | Short Aisle

| Name | Dimension | Funtion | Buoyancy | Materials | Temperature resistance test | Pressure test | Drinking water standard |
|---|---|---|---|---|---|---|---|
| Main Floater | 1210*1020*185mm | Supporting PV modules | 980N | HDPE Blow Molding | -30-85℃ | 150kg/m2 | GB / T 5750-2006 Standard Test methods for drinking water metal indicators, GB 4806.7-2016 National food safety standard plastic materials and products for food contactt |
| Outer Aisle | 700*1020*185mm | Supporting equipment | 840N | | | | |
| Long Aisle | 1210*425*185mm | Connecting & Maintenance | 700N | | | | |
| Short Aisle | 700*425*185mm | | 420N | | | | |

## Fixing Parts

Main Floater | Racks (Aluminium Alloy) | Bolt & Nut | Insert

| Name | Funtion | Materials |
|---|---|---|
| Racks (Plastic) | Fixed the module | HDPE/Blow Molding |
| Racks (Aluminium alloy) | Fixed the module | Aluminum Alloy/Welding |
| Bolt & Nut | Connecting & Fixing the Aisle | PP+UV Stabilizer/Injection Molding |
| Insert | Fastening the Aisle | PP+ UV Stabilizer/Injection Molding |





# Floating Mounting

Anchoring system is an important part of floating solar power station.EmperySolar willprovide solutions such as stake anchor, shore anchor and sunken anchor.The anchorproducts can be purchased together with EmperySolar floaters.

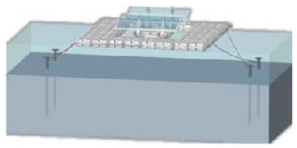

❶ Stake Anchor

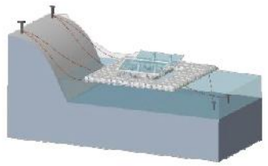

❷ Shore Anchor

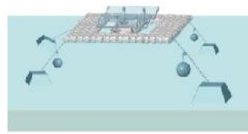

❸ Sunken Anchor





## Project Reference



# Rails and Rail Connector

**Silver**

**Rail : length can be customized**

EPR-R19 Size:26*44mm

End Cover for R19

EPR-R17 Size:26.2*51mm

End Cover for R17

EPR-R20 Size:26.2*55mm

R19&R17&R20 Rail Connector

End Cover for R20

EPR-R16 Size:31.4*42mm

R16 Rail Connector

End Cover for R16



EPR-R5 Size:30.75*67m

R5 Rail Connector

End Cover for R5

EPR-R23 Size:40*40mm

R23 Rail Connector

End Cover for R23



www.emperysolar.com
EmperySolar
Xiamen Empery Solar Technology Co .,Ltd

# Rails and Rail Connector

**Black**

**Rail : length can be customized**

EPR-R19 Size:26*44mm

End Cover for R19

EPR-R17 Size:26.2*51mm

End Cover for R17

EPR-R20 Size:26.2*55mm

R19&R17&R20 Rail Connector

End Cover for R20

EPR-R16 Size:31.4*42mm

R16 Rail Connector

End Cover for R16

EPR-R5 Size:30.75*67mm

R5 Rail Connector

End Cover for R5

EPR-R23 Size:40*40mm

R23 Rail Connector

End Cover for R23

# Panel Clamps

**Silver**

**EPR-EC01**

30mm
32mm
35mm
40mm
45mm
50mm

**EPR-MC01**

30mm
32mm
35mm
40mm
45mm
50mm

**EPR-EC02**

30mm
32mm
35mm
40mm
45mm
50mm

**EPR-MC02**

30mm
32mm
35mm
40mm
45mm
50mm

**EPR-MC03(H29)**

30mm
32mm
35mm
40mm
45mm
50mm

**EPR-MC05(H15)**

30mm
32mm
35mm
40mm
45mm
50mm

**EPR-AEC**

Adjustable End Clamp
(35mm~55mm)

**EPR-AMC**

Adjustable Mid Clamp
(35mm~55mm)

**EPR-FEC01**

Film End Clamp 01
(First Solar Certified)

**EPR-FMC**

Film Mid Clamp 01
(First Solar Certified)

**Rapid Installed End Clamp**

**Rapid Installed Mid Clamp**

**EPR-RC03(H44)**

**EPR-RC04(H49)**



www.emperysolar.com
EmperySolar
Xiamen Empery Solar Technology Co .,Ltd

# Panel Clamps

**Black**

**EPR-EC01**

30mm
32mm
35mm
40mm
45mm
50mm



**EPR-MC01**

30mm
32mm
35mm
40mm
45mm
50mm

**EPR-EC02**

30mm
32mm
35mm
40mm
45mm
50mm

**EPR-MC02(H18)**

30mm
32mm
35mm
40mm
45mm
50mm

**EPR-MC03(H29)**

30mm
32mm
35mm
40mm
45mm
50mm

**EPR-MC05(H15)**

30mm
32mm
35mm
40mm
45mm
50mm

**Rapid Installed End Clamp**

**Rapid Installed Mid Clamp**

## Special Clamp

**End Clamp With Grounding Pins**

**Mid Clamp With Grounding Pins**

**Locating Plate End Clamp**

**Locating Plate Mid Clamp**

# Grounding Clip and Cable Clip

EPR-FLX-25

EPR-SLT-28

EPR-FLX-30H

EPR-CLP-31


EPR-DSK-34

EPR-SLT-40

EPR-CLP-41

EPR-DSK-44

EPR-CLP-50

EPR-CLP-61

EPR-GC01

EPR-CLP-LUG

EPR-CC01 4mm²,4Cables

EPR-CC02

EPR-CC03

EPR-CC04 4mm²,2Cables

EPR-CC05 6mm²,2Cables

EPR-SCC-ST/2
4mm²,2Cables

EPR-SCC-US/2
2Cables,For 4mm² or 6mm² Cables

EPR-SCC-4S/4
4mm²,4Cables

EPR-SCT-300
Stainless Steel Tie 4.6*300mm





# MC4 Connector and PV Cable

EPR-MC4-01

EPR-MC4-03

EPR-MC4-04

EPR-MC4-05

EPR-MC4-06

EPR-MC4-07

EPR-MC4-10

EPR-S

PV Cable (Black)
4mm² and 6mm²

PV Cable (Red)
4mm² and 6mm²

PV Cable(Double Core)

# Mini Rail

EPR-MRH03-1（H15）

EPR-MRH03（H35）

EPR-MRH03-2(H50)

EPR-MRH12(H60)

EPR-MRH37（H100）

## Hanger Bolt Type

# Ground Screw

Material:hot-dip galvanized steel Q235B

Customization:customized length and other requirements you required

| Ground Screw | Dia(mm) | Length(mm) | Thick(mm) | Flange(mm) |
|---|---|---|---|---|
| EPR-GS01 | 76/89 | 1200/1600/1800/2000/2500 | 3.0/3.5 | 200/220 |
| EPR-GS02 | 76/89 | 1200/1600/1800/2000/2500 | 3.0/3.5 | 200/220 |
| EPR-GS03 | 76/89 | 1200/1600/1800/2000/2500 | 3.0/3.5 | 200/220 |
| EPR-GS04 | 76/89 | 1200/1600/1800/2000/2500 | 3.0/3.5 | 200/220 |
| EPR-AGS01 | 76/89 | 1200/1600/1800/2000/2500 | 3.0/3.5 | 200/220 |

EPR-GS01

EPR-GS02

EPR-GS03



EPR-GS04

EPR-AGS01

Flange 1#

Flange 2#

Flange 3#

Flange 4#

# Projects Reference

1 Total Layout: 2 MW
Installation site: Malaysia

2 Total Layout: 1.2 MW
Installation site: Saudi Arabia

3 Total Layout: 2 MW
Installation site: Japan

4 Total Layout: 150KW
Installation site:Thailand

5 Total Layout: 3 MW
Installation site: Japan

6 Total Layout:500KW
Installation site:Chile

7 Total Layout: 700KW
Installation site:Armenia

8 Total Layout: 3.3MW
Installation site:Dubai

9 Total Layout: 20MW
Installation site:Thailand

10 Total Layout: 6MW
Installation site:Singapore

11 Total Layout: 5MW
Installation site:Sweden

12 Total Layout: 1MW
Installation site:The Philippines



www.emperysolar.com
EmperySolar
Xiamen Empery Solar Technology Co .,Ltd

# Projects Reference

1 Total Layout: 800KW
Installation site: Denmark

2 Total Layout: 300KW
Installation site: Switzerland

3 Total Layout: 50KW
Installation site: Japan

4 Total Layout: 200KW
Installation site: South Africa

5 Total Layout: 100KW
Installation site: Japan

6 Total Layout: 750KW
Installation site: Japan

7 Total Layout: 500KW
Installation site: Japan

8 Total Layout: 100KW
Installation site: Malaysia

9 Total Layout: 1.2MW
Installation site: Lebanon

10 Total Layout: 2.4MW
Installation site: Japan

11 Total Layout: 1.5MW
Installation site: Japan

12 Total Layout: 1MW
Installation site: Japan