

GB12-35AGM

General Series

General Series Valve Regulated Lead Acid batteries are designed with AGM (Absorbent Glass Mat) technology, high performance plates and electrolyte to gain extra power output for common power backup system applications widely used in the field of UPS, Emergency Lighting System.

Application

- Alarm System
- Cable Television
- Communication Equipment
- Control Equipment
- Security System
- Medical Equipment
- UPS
- Power tools
- Emergency Power System
- Toys

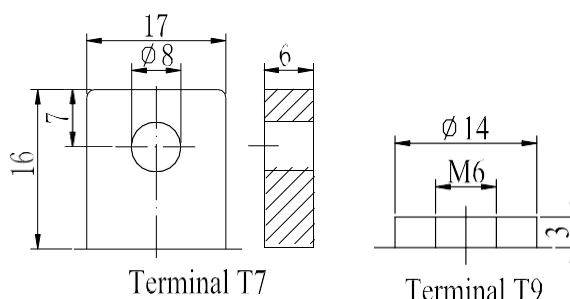


General Features

- Sealed and maintenance free operation.
- Non-Spillable construction design.
- ABS containers and covers(UL94HB, UL94V-0) optional.
- Safety valve installation for explosion proof.
- High quality and high reliability.
- Exceptional deep discharge recovery performance.
- Low self discharge characteristic.
- Flexibility design for multiple install positions.

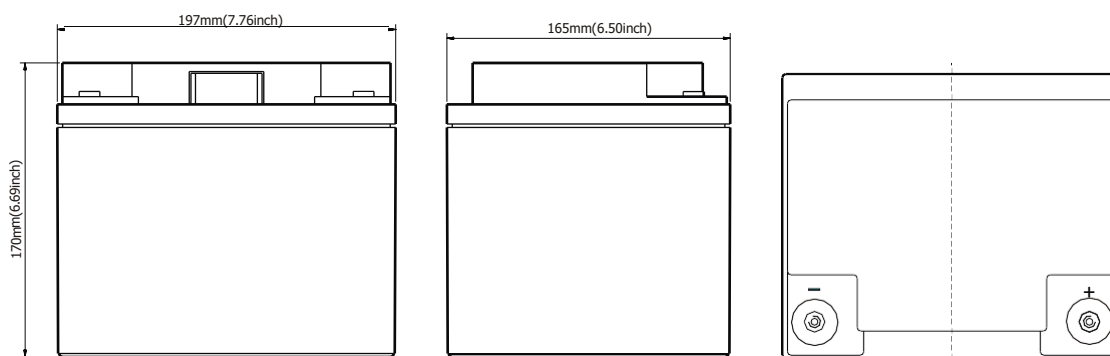
Construction

- Component.....Raw material
- PositiveLead dioxide
- Negative.....Lead
- ContainerABS
- CoverABS
- Sealant Epoxy Resin
- Safety valve EPDR
- Terminal Copper
- Separator..... Fiber glass
- Electrolyte..... Sulfuric acid

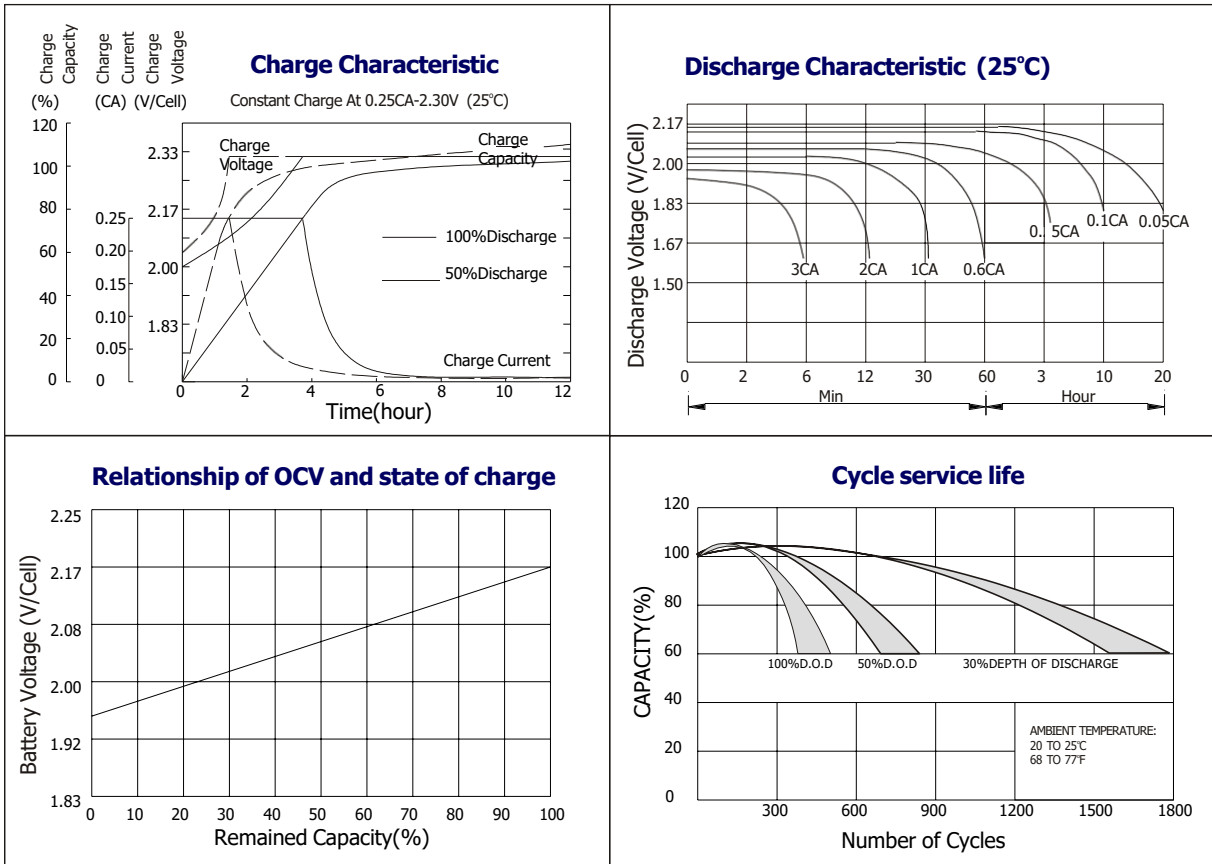


Terminal Dimensions

g



| | | | | |
|----------------------------------|---|------------------|-----------------------|-----------------|
| Battery Model | GB12-35 | | | |
| Designed Floating Life | 8 Years | | | |
| Capacity(25°C) | 20HR(1.8A,1.75V) | 10HR(3.5A,1.75V) | 5HR(6A,1.75V) | 1HR(22A,1.75V) |
| | 36AH | 35AH | 30AH | 22AH |
| Dimensions | Length | Width | Height | Total Height |
| | 197mm(7.76inch) | 165mm(6.50inch) | 170mm(6.69inch) | 170mm(6.69inch) |
| Approx. Weight | 10.9 Kg | | | |
| Internal Resistance | Full charged at 25°C: 0.009 Ohm | | | |
| Self Discharge | 3% of capacity declined per month at (25°C) | | | |
| Capacity Affected by Temp.(20HR) | 40°C | 25°C | 0°C | -15°C |
| | 102% | 100% | 85% | 65% |
| Charge Voltage(25°C) | Cycle use | | Float use | |
| | 14.4-15V(-30mV/ °C), max. Current: 8.75A | | 13.6-13.8V(-20mV/ °C) | |



Constant current discharge ratings-amperes at 25°C

| F. V/Time | 5MIN | 10MIN | 15MIN | 30MIN | 1HR | 3HR | 5HR | 10HR | 20HR |
|-----------|------|-------|-------|-------|------|------|------|------|------|
| 1.60V | 123 | 84.0 | 61.3 | 36.8 | 23.1 | 9.56 | 6.68 | 3.71 | 1.84 |
| 1.67V | 110 | 76.7 | 59.5 | 35.7 | 23.1 | 9.52 | 6.62 | 3.66 | 1.84 |
| 1.70V | 105 | 73.9 | 57.4 | 35.0 | 23.0 | 9.52 | 6.62 | 3.63 | 1.84 |
| 1.75V | 93.1 | 68.3 | 54.3 | 34.3 | 22.8 | 9.45 | 6.57 | 3.57 | 1.83 |
| 1.80V | 84.0 | 63.4 | 51.8 | 33.3 | 22.5 | 9.42 | 6.52 | 3.50 | 1.76 |
| 1.85V | 63.7 | 52.2 | 44.8 | 30.6 | 22.2 | 9.38 | 6.46 | 3.44 | 1.66 |

Constant power discharge ratings-watts at 25°C

| F. V/Time | 5MIN | 10MIN | 15MIN | 30MIN | 1HR | 3HR | 5HR | 10HR | 20HR |
|-----------|------|-------|-------|-------|------|------|------|------|------|
| 1.60V | 202 | 139 | 109 | 69.3 | 45.5 | 18.3 | 12.8 | 7.42 | 3.69 |
| 1.67V | 191 | 138 | 107 | 67.9 | 44.0 | 18.3 | 12.8 | 7.31 | 3.68 |
| 1.70V | 179 | 134 | 106 | 66.2 | 42.8 | 18.3 | 12.8 | 7.25 | 3.68 |
| 1.75V | 167 | 125 | 99.4 | 64.4 | 42.5 | 18.1 | 12.6 | 7.13 | 3.66 |
| 1.80V | 149 | 117 | 93.5 | 62.7 | 41.7 | 17.8 | 12.4 | 7.01 | 3.53 |
| 1.85V | 120 | 96.6 | 81.6 | 57.4 | 41.3 | 17.7 | 12.3 | 6.88 | 3.32 |